

Connect Air 170x80 Idealform Plus+ Shower Bath

ILLUSTRATED

E1145	Connect Air 170cm x 80cm Idealform Plus+ shower bath with no taphole, right hand
E1082	Connect Air 170 front panel
E3169	Unilux 70cm end panel
E1486	Luxury bath pop-up waste and overflow
E1137	Connect Air Shower Bath Screen with Access Panel
A5901	TMV thermostatic mixing valve, 22mm

OPTIONS

A6590	Tesi 2 hole dual control bath filler
--------------	--------------------------------------

ILLUSTRATED PRODUCT DETAILS







Weights

E3169	2.58 KG
E1137	21.50 KG
A5901	0.60 KG

Materials

E1145	Idealform Plus+
E1082	Acrylic
E3169	Acrylic
E1486	Mixed Material
E1137	Toughened Safety Glass
A5901	Chrome Plated Metal

Finishes

E1145	 White (01)
E1082	 White (01)
E3169	 White (01)
E1486	 Chrome (AA)
E1137	 Bright Silver (EO)
A5901	 Chrome (AA)

Capacity

E1145	193.0 litres (to overflow)
--------------	----------------------------

Designer

Robin Levien, RDI

Standards

Constructed to EN 198:2008. EN 14516

Special Notes

Consideration should be given to safe hot water delivery and the use of an appropriate temperature reduction device, see A5901AA or Part G for guidance. One taphole fittings require offsetting from the overflow. Check positioning and compatibility before specifying. Dedicated front panel and bath screen are unhandled.

